

Economical Primary Standard Gas Volume Flow Calibrator Hygiene & Health

FEATURES

- Primary standard dry piston prover
- Volumetric Accuracy: $\pm 1.0\%$ of reading
- Flow ranges from 5 ccm up to 30,000 ccm (30 L/min)
- Portable volumetric flow calibrator for gases
- Quality: manufactured to ISO 17025 standard at NIST-accredited lab (NVLAP)
- Ideal for quality control: Industrial hygiene, Occupational safety and health, Air sampling pumps
- Fast: 1 to 15 seconds per reading (approximate)
- Ease-of-Use: simple push-button navigation and intuitive user interface allows for quick set up and easy operation
- Unlike traditional bubble provers:
 - No preparation involved
 - No messy soap bubble solutions
- Flexible: user-selectable flow units and time intervals
- Leak test checks for internal leaks
- RoHS and CE compliant

BUY ONLINE TODAY

In Stock Product | Ships in one day
<http://sierrainstruments.com/buycaltrak300>



www.sierrainstruments.com



CalTrak 300



DESCRIPTION

Sierra's CalTrak® 300 is a portable primary standard calibrator for fast $\pm 1.0\%$ of reading calibrations, delivering the accuracy, reliability and value needed to meet the demands of industrial hygiene and occupational health professionals. The 300 has a wide variety of uses, including quality control in the manufacturing of respirator equipment, personal sampling pumps and other hygiene equipment. The 300 is used by Occupational Safety and Health Administration (OSHA), Mine Safety Appliances (MSA), military and many large hospital supply companies.

The 300 is very easy to use. Simply turn it on, connect it to the device under test (DUT), and start taking measurements. Instantly calibrate your gas flow using simple keypad commands. The 300's many user-selectable options make customizing your calibrations easy, giving you exactly what you need in the format you prefer, over a wide range of flow rates, temperature, humidity and other relevant factors.



WHY PRIMARY STANDARD?

The CalTrak 300 is a true primary standard in every sense of the word, because its accuracy is based upon primary SI units: the interior diameter of the glass measuring cylinder; the length of piston travel within the cylinder; and the time it takes the piston to travel this distance, implying a known volume. Our patented technology, therefore, offers accuracies at the level of national laboratories in one very compact and portable device.

PERFORMANCE SPECIFICATIONS

Volumetric Flow Accuracy

+/-1.0% of reading

Time per Measurement

1 to 15 seconds per reading (approximate)

Type

Single (manual), continuous or burst

OPERATION SPECIFICATIONS

Flow Ranges

300-L: 5 ccm to 500 ccm (0.5 L/min)

300-M: 50 ccm to 5,000 ccm (5 L/min)

300-H: 300 ccm to 30,000 ccm (30 L/min)

Operating Pressure

15 psia maximum (1.03 barA)

Operating Temperature

0°C to 50°C (32°F to 122°F)

Ambient Humidity

0–70%, non-condensing

Storage Temperature

0°C to 70°C (32°F to 158°F)

Flow Modes

Suction or pressure

Gas compatibility

Non-corrosive, humidity less than 70% non-condensing

Pressure & Suction Fittings

1/4-inch ID barbed tube

Volumetric Flow Units

cc/min, mL/min, L/min, cf/min

Warranty

1 year; battery 6 months

Approvals

RoHS and CE compliant

Digital Communication

RS-232 port, or if your PC does not have an RS-232 port you will need a USB to RS-232 adapter

PHYSICAL SPECIFICATIONS

Dimensions

Height: 5.5 inches (140 mm)

Width: 6 inches (150 mm)

Depth: 3 inches (75mm)

Weight

29 oz (820 g)

Configuration

Integrated flow measuring cell, valve and timing mechanism

POWER REQUIREMENTS

AC Power Adapter/Charger

12VDC, >250ma, 2.5 mm, center positive

Battery

6V rechargeable, sealed lead-acid, 6 to 8 hours typical operation

Battery Operational Time (5 cycles/min)

3 hours backlight on; 8 hours backlight off

USER INTERFACE & SOFTWARE

Local Interface

Backlit LCD graphical display; Four directional arrow buttons on the control panel allow you to navigate through the menu; user selectable flow units plus time intervals

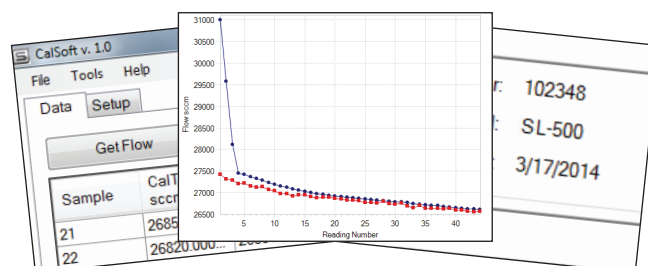
CalSoft™ Software

Software System Requirements

Windows® XP, Windows® 7

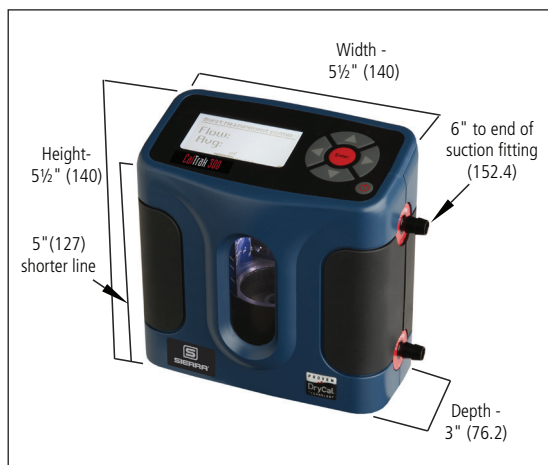
Microsoft Excel® 2003 and up

- Captures flow data from your CalTrak instrument for easy export into common software packages, a PC, or Microsoft environment.
- Real-time data monitoring
- Upload the latest version of the firmware to your CalTrak
- Enter flow rates from pumps or other flow source or flow meters and calibrate the flow source.
- Compare the flow measurements from your CalTrak precision calibrator.




DIMENSIONS

Front View



DISPLAY & INTERFACE

Close up of display




PRODUCT FEATURES

Front View



Back View



Side View



Parent	-	
--------	---	--

Instructions: To order a CalTrak 300, please fill in each feature number block by selecting the codes from the corresponding features below.

Primary Flow Standard; CalTrak® 300	
300-L	Low flow range, 5 ccm to 50 ccm (0.5 L/min), +/-1.0% of reading (volumetric). Shipment includes a universal 100-240V AC power adapter/charger with U.S. configuration, plastic leak test caps (2), NIST-Traceable calibration certificate, manual
300-M	Medium flow range, 50 ccm to 5,000 ccm (5 L/min), +/-1.0% of reading (volumetric). Shipment includes a universal 100-240V AC power adapter/charger with U.S. configuration, plastic leak test caps (2), NIST-Traceable calibration certificate, manual
300-H	High flow range, 300 ccm – 30,000 ccm (30 L/min), +/- 1.0% of reading (volumetric). Shipment includes a universal 100-240V AC power adapter/charger with U.S. configuration, plastic leak test caps (2), NIST-Traceable calibration certificate, manual

Shop Online - In Stock Product | Ships in one day | In stock model: 300-H | <http://sierrainstruments.com/buycaltrak300>

